

T Cloud Public

Welcome Package
June 2026



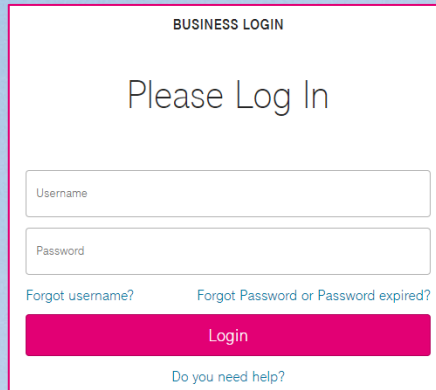
Cloud

Agenda

- 01 myWorkplace: The Commercial Interface & roles
- 02 myWorkplace: Invoices and Financial Dashboard
- 03 Console: The Product's Technical Backbone
- 04 Console: Identity & Access Management (IAM)
- 05 Console: Regions
- 06 Ticketing & Support
- 07 Quota adjustment
- 08 Alssistant- Cloudia
- 09 Marketplace: Connecting Sellers and Customers
- 10 Status Dashboard
- 11 T Cloud Public Community: Ask, Share, Learn
- 12 T Cloud Public App
- 13 Shared responsibility
- 14 Terraform & OpenTofu Provider
- 15 Cloud Create
- 16 Professional Services
- 17 Documentation & Links
- 18 T Cloud Public – 10th anniversary

01 – myWorkplace: The Commercial Interface & roles

myWorkplace / Business Login



BUSINESS LOGIN

Please Log In

Username

Password

[Forgot username?](#) [Forgot Password or Password expired?](#)

Login

[Do you need help?](#)

<https://public.t-cloud.com/login>

- **Portal for business view of T Cloud Public Services**
- **Invoices**
- **Financial Dashboard**
- **(User Management)**

Commercial admin:

- **Owner of the contract**
- **Can introduce contractual changes**
- **Access the financial dashboard, alerting as well as the invoice copies via myWorkplace/ Business Login**
- **By default, have no access to the T Cloud Public console**

Technical admin:

- **Initial Enterprise Administrator from technical side**
- **We do not recommend**
 - to use this user for daily operation
 - grant further users access to T Cloud Public Tenant(s) via IAM in T Cloud Public Console (see [chapter 5](#))
- **No access to financial dashboard / invoices (by default)**

**CUSTOMERS
DUTY TO KEEP
THE CONTACTS
UP TO DATE**

03 – Console: The Technical Backbone

Login to T Cloud Public Console using following link:

<https://public.t-cloud.com/console>

- T Cloud Public Services (Compute, Storage, Data Bases,...)
- User Management (Identity & Access Management)
- User Groups
- Projects
- MFA

Multitenant Login

 Remember username

The screenshot displays the T Cloud Public Console interface. At the top, there is a navigation bar with the T Cloud Public logo, a 'Homepage' link, a location dropdown set to 'eu-nl', and a 'Community Portal' link. Below the navigation bar is a search bar with the placeholder text 'Enter a service or function name.' and a search icon. A 'Service List' sidebar on the left contains icons and names for various services: Elastic Cloud Server, Auto Scaling, Elastic Volume Service, Volume Backup Service, Virtual Private Cloud, Elastic Load Balancing, Elastic IP, and Relational Database Service. The main content area is titled 'Recently Visited Services: Elastic Cloud Server' and features a grid of service categories. Each category is represented by a red lightning bolt icon and a list of services. The categories and their respective services are: **Computing** (Elastic Cloud Server, Image Management Service, FunctionGraph, Auto Scaling, Dedicated Host), **Containers** (Cloud Container Engine, Application Service Mesh, Cloud Container Instance, Software Repository for Container), **Storage** (Elastic Volume Service, Cloud Backup and Recovery, Cloud Server Backup Service, Storage Disaster Recovery Service, Volume Backup Service, Object Storage Service, Scalable File Service & SFS Turbo), **Network** (Virtual Private Cloud, Enterprise Router, Elastic Load Balancing, Direct Connect, Domain Name Service, NAT Gateway, Virtual Private Network, Enterprise Switch, Elastic IP, VPC Endpoint, Cloud Connect), **Management & Deployment** (Resource Formation Service, Cloud Eye, Identity and Access Management, Cloud Trace Service, Log Tank Service, Tag Management Service, Config), **Security** (Anti-DDoS, Host Security Service, Web Application Firewall (Classic), Web Application Firewall, Database Security Service, Key Management Service, Cloud Firewall), **Application** (Distributed Message Service (for Kafka), Distributed Message Service (for RocketM..., Distributed Message Service, Simple Message Notification, Application Performance Management, Application Operations Management, API Gateway), **Databases** (Relational Database Service, TaurusDB, GeminiDB, Distributed Cache Service, Distributed Database Middleware, Document Database Service, Data Replication Service).

04 – Console: Identity & Access Management (IAM)

As best practice we recommend to create users in the IAM (T Cloud Public Console).

Product description: [User management in the T Cloud Public](#)

Documentation:

- Identity & Access Management : [IAM User Guide](#)
- Permission Description: [User management and cloud service management permissions](#)

Hands-on training

- Limited user group: [Create a limited User Group](#)
- New users: [Create additional Users](#)



Management & Deployment

Identity and Access Management  

The screenshot shows a navigation menu with a user icon and a hamburger menu icon in the top right corner. The menu items are 'Management & Deployment' and 'Identity and Access Management'. The 'Identity and Access Management' item is highlighted with a red underline and has a hand cursor icon pointing to it, along with a red pin icon to its right.

Identity and Access Management

05 – Console: Regions

The T Cloud Public is the European Cloud.

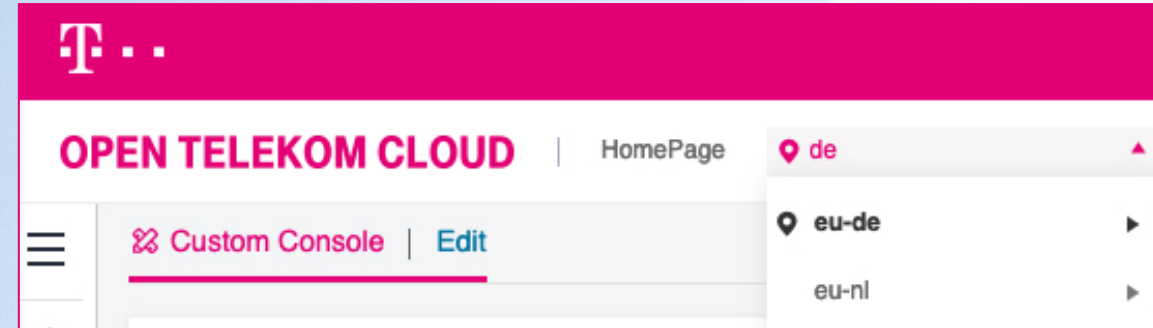
T Cloud Public offers two regions:

- Germany “eu-de”
- Netherland “eu-nl”

You can choose easily the region from the drop-down menu on the top, or change the region if you are booking a resource.

Find more information about our regions and the locations of our data centers:

- [T Cloud Public data centers](#)
- [Documentation about region and AZ](#)



06 - Ticketing & Support

T Cloud Support Center (24*7 available) – for technical issues

- **Contact us via our contact form:**
[Contact form](#)
- **E-Mail:**
service@open-telekom-cloud.com
- **Phone from Germany:**
0800 330 4477
- **All other countries:**
+800 330 44770



Best Practice: Relevant information needed in E-Mail to the support team

- Domain ID (Tenant ID, e.g., OTC0000000000XXXXXXXXXX or similar)
- Project ID (If no projects are used: „eu-de“ or “eu-nl”)
- IDs of servers and resources that are affected.
- Accurate description of the issue / error
- When did the issue/error occur the first time?
- Screenshots of the issue/error

07 - Quota adjustment

What is a technical quota?

- Maximum number of bookable services, for e.g. ECS (Elastic Cloud Server)

Where can I find the current quota?

- In the T Cloud Public Console, on the upper right corner
- Here you will find „Total Quota“ and „Used Quota“

Can I increase or reduce the quota of a service?

- Yes, contact our Service Desk service@open-telekom-cloud.com


Details also available within the [Community](#).

The screenshot shows the Open Telekom Cloud console interface. The top navigation bar includes the logo, 'OPEN TELEKOM CLOUD', 'Homepage', 'eu-de', 'Community Portal', and 'My Resources'. A red arrow points from the text 'on the upper right corner' to the 'My Resources' link. Below the navigation bar, a table displays the current quota for various services. A red arrow points from the text 'Here you will find' to this table.

Service	Resource Type	Used Quota	Total Quota
Elastic Cloud Server	ECSS	1	100
	vCPUs	1	800
	Memory (MB)	1,024	1,638,400
Cloud Container Engine	Clusters	0	5
Image Management Service	Images	0	100
	Code storage(MB)	0	10,240
FunctionGraph	Function	0	400
	Workflow	0	512


08 – Assistant- Cloudia

- The chatbot will answer all your questions around T Cloud Public - questions about the product, information from our website, our documentation or community.
- You will find the AI chatbot on our [website](#) at the right bottom icons




Assistant Cloudia

Our AI-powered search helps with your cloud needs.



What topic would you like to talk about?





Where can I find more information about the use cases of the T Cloud Public?

How is the security of the T Cloud Public ensured?

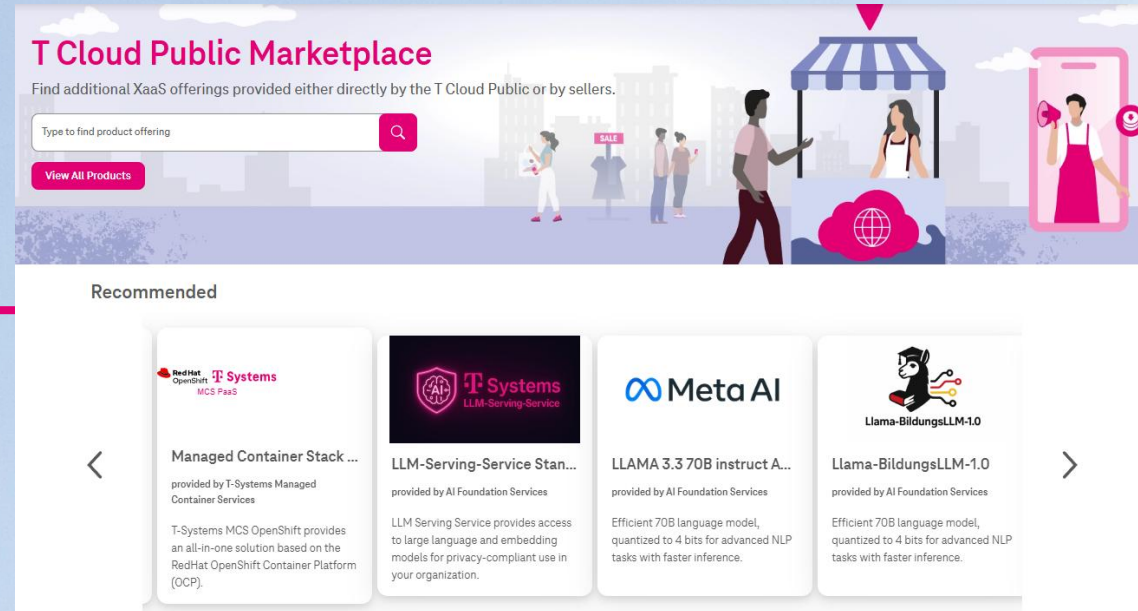
Is there a community that can answer user-specific questions?

Where can I find the price calculator for the T Cloud Public?

Type here

09 – Marketplace: Connecting Sellers and Customers



Register at the Marketplace as a Seller or a Customer

Seller

Can publish offers via the marketplace seller center.

Seller can publish his or her Software in the Marketplace by creating a Product Offering.

Conditions ([GER](#) / [ENG](#))

Customer

interface to subscribe to and use services from third- party providers (sellers) in the Open Telekom Cloud.

Conditions ([GER](#) / [ENG](#))

10 – Status Dashboard

Status Dashboard:

- **verify the status of each service per region**
- **get informed in case of a maintenance or service interruption**
- **register for RSS feed (or use the Open Telekom Cloud App)**

Documentation

The screenshot displays the T-Cloud Public Status Dashboard. At the top, there are navigation tabs for 'History', 'Availability', and 'Docs'. A green banner at the top indicates 'All Systems Operational'. Below this, the 'Current Status' section is visible, with region selectors for 'EU-DE', 'EU-NL', and 'Global'. The dashboard is organized into several service categories, each with a list of services and their status (indicated by a green checkmark):

- Application Services**
 - API Gateway
 - Distributed Message Service
 - Simple Message Notification
- Big Data and Data Analysis**
 - Cloud Search Service
 - Data Lake Insight
 - Data Warehouse Service
 - DataArts Studio
 - Map Reduce Service
 - ModelArts
 - Optical Character Recognition
- Compute**
 - Auto Scaling
 - Bare Metal Server
 - Dedicated Host
 - Elastic Cloud Server
 - FunctionGraph
 - Image Management Service
- Container**
 - Cloud Container Engine
 - Software Repository for Containers
- Database**
 - Distributed Cache Service
 - Distributed Database Middleware
 - Document Database Service
 - GeminiDB Service
 - Relational Database Service
 - TaurusDB
- Management & Deployment**
 - Cloud Eye
 - Cloud Trace Service
 - Config
 - Log Tank Service

11 – T Cloud Public Community: Ask, Share, Learn

In the community you will find answers to your questions (FAQs) and you will be able to ask questions as well.


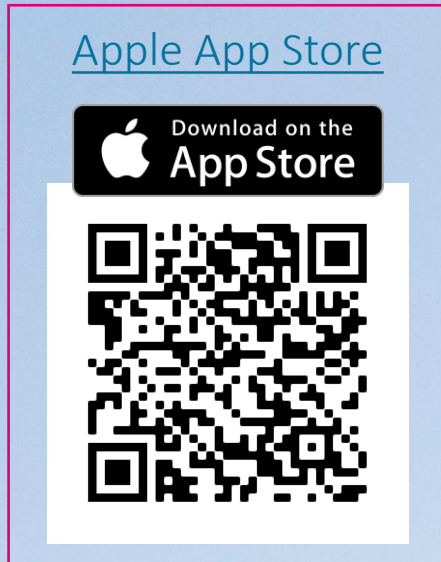
In addition, you will also find blog articles related to all topics around T Cloud Public.

- T Cloud Public [Community](#)
- [Uli's Hands-On Training]: [Overview](#)
- Previously recorded webinars available at: [YouTube](#)

MONTHLY COMMUNITY WEBINARS

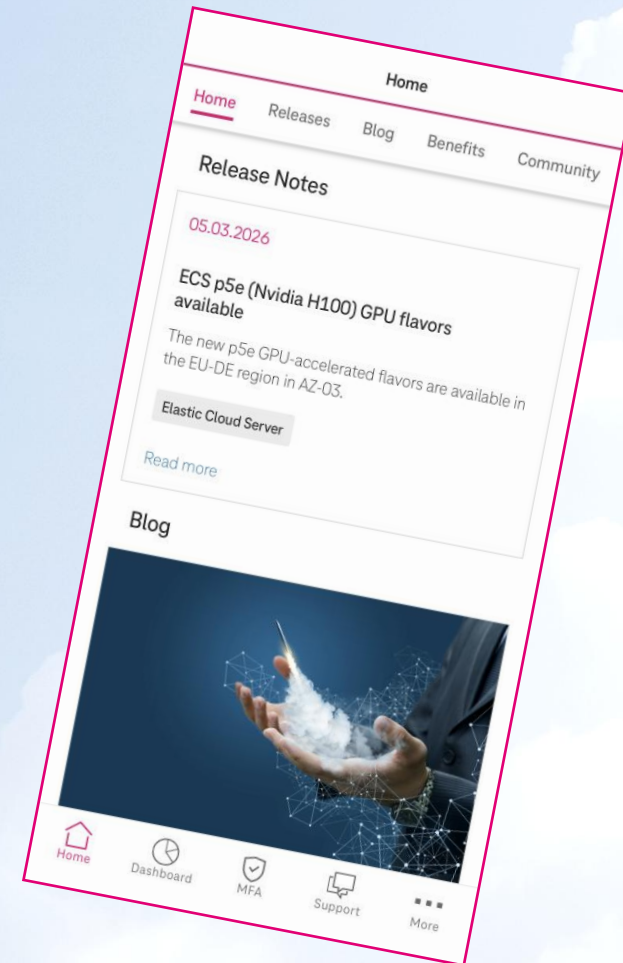
12 – T Cloud Public App

Please download the Open Telekom Cloud App ...



FEATURES:

- Push notifications (service and marketing messages)
- Cloud eye and Cloud trace alerts
- Direct access to status dashboard
- Multi factor authentication (MFA)
- Release notes, blog entries
- Products and services description

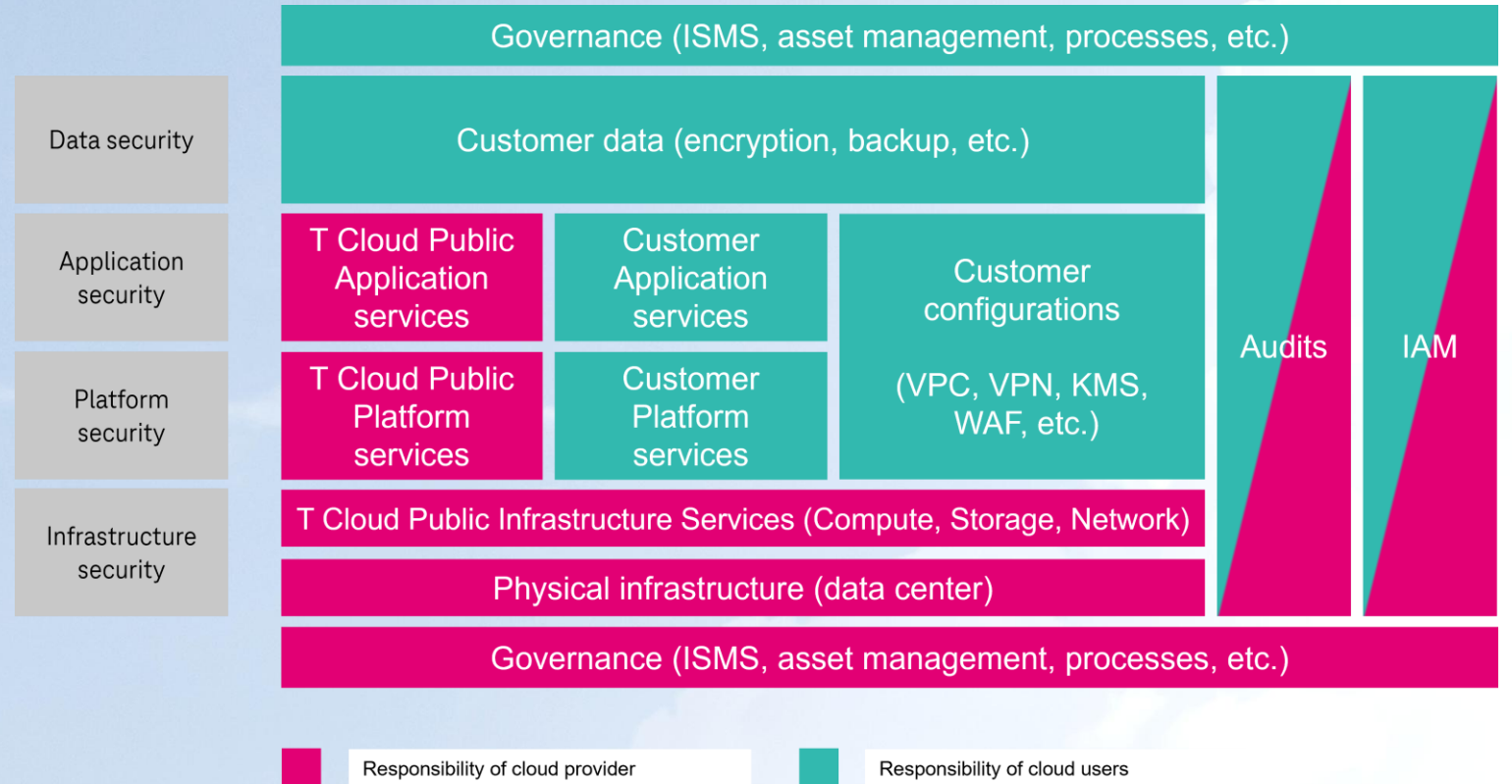


13 - Shared responsibility

The security and protection of **YOUR** data and systems in the T Cloud Public lies within your responsibility.



The security and data protection of the **T Cloud Public** itself, the underlying platform and systems, is ensured by T-Systems.



More about [shared responsibility](#) on our website.

14 – Terraform & OpenTofu Provider



Open Tofu (OpenSource Community) and Terraform (Hashicorp) as the market-common IaC (Infrastructure as a Code) tool, are supported by T Cloud Public

T Cloud Public offers a provider for Terraform/OpenTofu as a Third-Party Tool.

- Available in the [Terraform Registry](#)
- Available in the [OpenTofu Registry](#)
- Follow our development in [GitHub](#), where you can open an [Issue](#)

```
terraform {
  required_version = "v1.10.7"
  #
  required_providers {
    opentelekomcloud = {
      source = "opentelekomcloud/opentelekomcloud"
      version = ">=1.36.60"
    }
  }
}

provider "opentelekomcloud" {
  domain_name = "Your Domain, like OTC00000000001000xxxxxxx"
  tenant_name = "eu-de_MyProject"
  auth_url    = "https://iam.eu-de.otc.t-systems.com/v3"
  region     = "eu-de"
  access_key = "Your AK"
  secret_key = "Your SK"
}

resource "opentelekomcloud_vpc_v1" "vpc_with_tags" {
  name = "my-vpc"
  cidr = "10.0.0.0/16"

  tags = {
    CostCenter = "t-cloud-public"
    Project    = "my-project"
  }
}
```

15 – Cloud Create

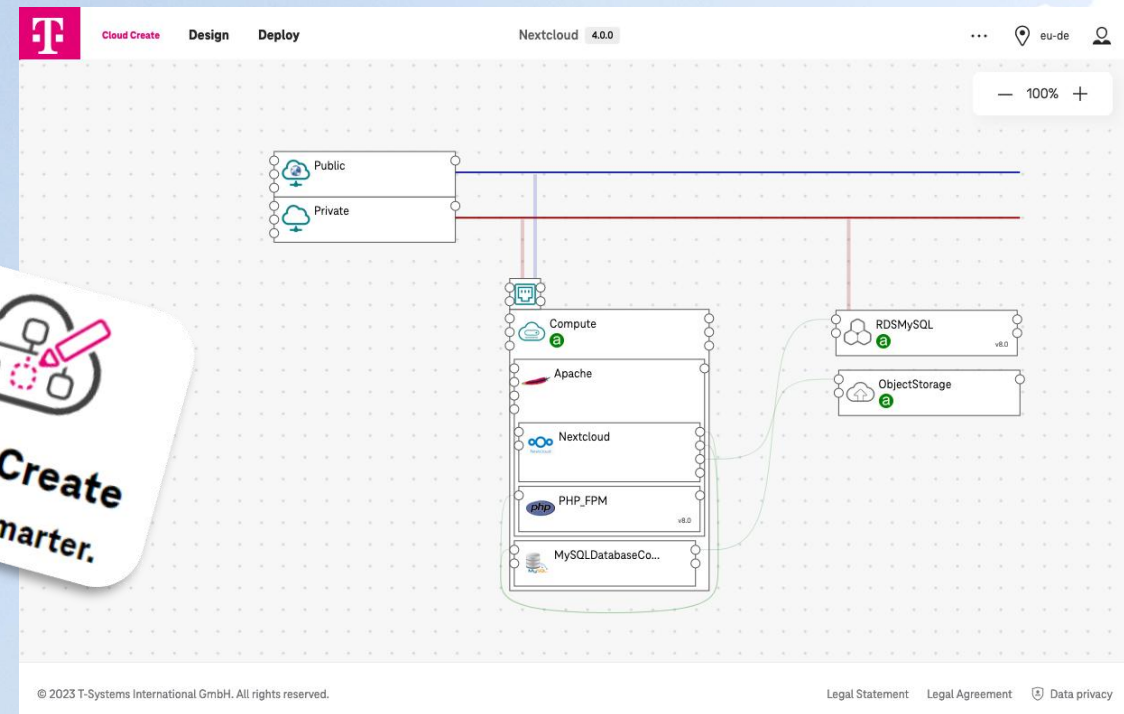
Design once, run anywhere – Operating applications in any cloud without any problems, regardless of the operator technology.

Cloud Create makes it much easier for software developers to design cloud-based applications. Afterwards, the applications can be run on T Cloud Public and Google Cloud Platform.

The software is free to use.

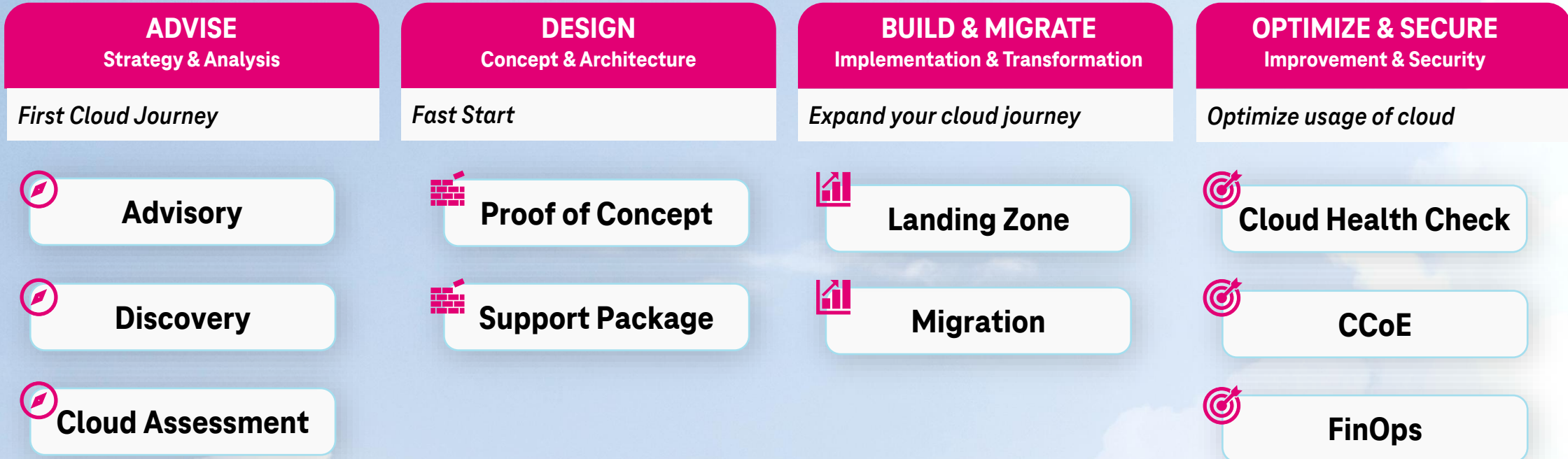
Further information:

- [Cloud Create Login](#)
- [Documentation](#)



16 – Professional Services

Support during your cloud journey



17 - Documentation & Links

Page	Comment
T Cloud Public website	Find all information and more ...
myWorkplace/Business Login	Commercial portal for buyers and managers with commercial information
Console	Multitenant Login for T Cloud Public
Status Dashboard	The Status Dashboard displays the status of the various services running on the platform
Price Calculator	Calculator for calculating landscapes and quick view about cost optimization with reserved models
Service Specification & Additional Terms and Conditions	Detailed Service Description
CDPA / Additional Terms and Conditions	Supplementary Terms and Conditions for Commissioned Processing (Sup-CP)
Public Images	Detailed information about our Public Images
Release Notes	Updates und new features of T Cloud Public, as well as EoL Announcements
Roadmap	Roadmap overview of upcoming Features
(Commercial) Blog	Interesting articles and use cases around T Cloud Public
T Cloud Public Community	Our Community for asking Questions, find answers and helpful technical blog articles
Architecture Center	Best Practices, Blueprints, Templates
[Uli's Hands-On Training]	Hands-On Guide using T Cloud Public over Console.
Webinars on YouTube	Playlist of recordings of our Community Webinars
Newsletter	Register for T Cloud Public Newsletter

18 - T Cloud Public - 10th anniversary



Starting **April 1st**, we're kicking off a **10-month** birthday celebration featuring **10 cloud services**, each at **10% off**.

These services are representing some parts of the future of our platform: innovations, hidden gems and growth candidates ready to accelerate.

- FunctionGraph (FG)
- API Gateway (APIG)
- Database Security Service (DBSS)
- Scalable File Service - General Purpose (GP FS)
- Host Security Service (HSS)
- Cloud Web Application Firewall (WAF)
- Optical Character Recognition (OCR)
- Log Tank Service (LTS)
- Enterprise Router (ER)
- Ubiquitous Cloud Native Service (UCS)